








OCTOBER PLANNING 20/21 PART 2

Activities	Description of the activity	Learning intention
<p>Story reading: I Spy Halloween</p> <p>I spy with my little eye Halloween features.</p>  <p>Construction</p>	<ul style="list-style-type: none"> • Share the book with the children on the iPad/power point presentation. • Talk about Halloween and why do we celebrate it. • Talk about the emotions during Halloween i.e fear, excitement... • The children will be given each in their tray the previous night a sheet of Halloween features images, then will be asked to spot and colour any picture related to Halloween. • Each child will receive in their individual tray a small amount of construction set for the whole week then put in quarantine / soap washed. 	<ul style="list-style-type: none"> • Acknowledge the feelings. • Being brave and positive lead you far. • Hope and inspiration help to fight the fear and loneliness. • Understand the importance of social interaction. • Learn about the life under the water and the animals that live in. • Understand the world and improve their creativity. • Have fun. • Develop friendship.
<p>Skelton coton budds making.</p> 	<ul style="list-style-type: none"> • The children will make their own cotton bud Skelton using their imagination. • Cutting, gluing, designing and feeling will be part of this activity. 	<ul style="list-style-type: none"> • Bilateral coordination skills (two handed coordination). • Visual motor skills (eye- hand coordination). • Focus and attention. • Strengthens hand muscles. • Symmetry

OCTOBER PLANNING 20/21 PART 2

<p>Making Halloween potion.</p> 	<ul style="list-style-type: none"> Using plastic bottles, the children will make their own Halloween potion with soaped and anti-bacterial water, herbs, leaves... 	
<p>Play dough with Halloween features.</p> 	<ul style="list-style-type: none"> The children will be given an individual portion of black play dough in their small zipped folder, googly eyes and other resources to make their own Halloween bat and a picture will be taken for internal display. 	<ul style="list-style-type: none"> To act out ideas from real life. Enhance their language and their imagination. Socialising in a positive way and sharing.
<ul style="list-style-type: none"> Hand print witch  <p>Paper plate Halloween silhouette.</p>	<ul style="list-style-type: none"> All the resources needed to make this picture will be individually distributed in the children tray previous to the session (there will be a set of paint tray on each table) 	<ul style="list-style-type: none"> Build up vocabulary. Helping each other. Independent movement of fingers.

OCTOBER PLANNING 20/21 PART 2

 		
<ul style="list-style-type: none">• Bikes and scooters outside the quad.• Hopscotch.• Skittles.• Skipping.	<ul style="list-style-type: none">• All these activities are not running at the same time.	<ul style="list-style-type: none">• Gros motor skills.• Physical balance.• Coordination.