








November 2020/2021 Planning Part 1

ACTIVITY	DESCRIPTION OF THE ACTIVITY	LEARNING INTENTION
<p>Story book</p> <ul style="list-style-type: none"> Sparks in the Sky. 	<ul style="list-style-type: none"> Story time with Kiwi children. A member of staff will be reading the story to the children while keeping social distance. 	<ul style="list-style-type: none"> To broaden the children vocabulary(literacy). Dance and Jump around the house or garden waving sparkly pompoms (physical development).
<ul style="list-style-type: none"> Bonfire tissue paper activity. 	<ul style="list-style-type: none"> Kiwi children will be making bonfire craft out of coloured tissue paper. 	<ul style="list-style-type: none"> Using their imagination to create a personal piece of art to decorate the room value their work and boost their creative self-confidence (art and design).
<ul style="list-style-type: none"> Guy Fawkes inspiration stone painting. 	<ul style="list-style-type: none"> Lime children will be making more challenging activity of stone designed bonfire using paint and rocks. 	<ul style="list-style-type: none"> For KS2 children, this activity will provide them fun time, self- challenge, and peer to peer competition (personal, social and emotional)
<ul style="list-style-type: none"> Guy Fawkes Fireworks art activity. 	<ul style="list-style-type: none"> Lime room children will make a picture of a city under fireworks in the night using colourful glitter paint. 	<ul style="list-style-type: none"> Talk through the Guy Fawkes story and talk about bonfire night safety and danger (Understand the world).


November 2020/2021 Planning Part 1

<ul style="list-style-type: none"> Chalk pastel fireworks. 	<ul style="list-style-type: none"> Kiwi room children will use colourful chalk to produce their individual fireworks piece of art. 	<ul style="list-style-type: none"> While making their individual fireworks picture, ask the children what dangers these can involve and how to keep ourselves safe. How do we feel about the loud noises (personal, social, and emotional)?
<p>Free activity:</p> <ul style="list-style-type: none"> Hand print bonfire. Bonfire night quiz. Cars and road play role. 	<ul style="list-style-type: none"> Free activity time. Only the children around the same table allowed at time around the play role activity. 	<ul style="list-style-type: none"> Promote freedom of thinking and independence of decision making (personal, social, and emotional).
<p>Story book:</p> <ul style="list-style-type: none"> The Ugly Dumpling. 	<ul style="list-style-type: none"> Story book to read with Kiwi room children by one member of staff while keeping a social distance due to COVID precautions. 	<ul style="list-style-type: none"> Value the friendship. Teach children that being different is ok. To pay more importance to inner beauty than to the appearance (personal, social, and emotional).
<ul style="list-style-type: none"> Poppy field for Remembrance day. Collage of British flag. 	<ul style="list-style-type: none"> Kiwi room children will make a painting of poppy field to celebrate Remembrance Day. 	<ul style="list-style-type: none"> Talk about the world war 1 and 11th November, the Remembrance Day. War memorials. Why it is important to show respect to people who made the ultimate sacrifice during the war. (understand the world)

Commented [Im1]:

Commented [Im2R1]:

November 2020/2021 Planning Part 1

<ul style="list-style-type: none"> • Poppy wreath craft. • Beads Cards. 	<ul style="list-style-type: none"> • Lime children will make a poppy wreath with red and green cardboard to display in Lime room. • Use beads to make Thank you/Remember cards. 	<ul style="list-style-type: none"> • Expressive art and design.
<p>Free activities:</p> <ul style="list-style-type: none"> • Paint. • Stickle bricks. • British flag jig saw. • Remembrance day word search. 	<ul style="list-style-type: none"> • The children also have sometime free activity time where they can use their individual tray resources, read or homework. 	<ul style="list-style-type: none"> • Promote cognitive development and problem solving (Maths).
<p>Outside Activities Lime room:</p> <ul style="list-style-type: none"> • Football /Water tank • Hopscotch/Simon says 	<ul style="list-style-type: none"> • A group of children will be playing football or water tank while the other group is playing hopscotch or Simon says. The children will be reminded to avoid touching the ball as much as possible. Then, the ball will be washed, and the activities swapped. • The water tank will be filled with anti-bacterial soaped water and sea life features. 	<ul style="list-style-type: none"> • Improve their speed, strength, stamina, and motor skills as well as improving their self-image, self-esteem, and an awareness of their own body (Physical development).
<p>Outside activities Kiwi room:</p> <ul style="list-style-type: none"> • Hockey on the ground / Penalties • Dobby off the ground /I spy with... 	<ul style="list-style-type: none"> • The children will be choosing one game from each set per day and the toys are soaked overnight in anti-bacterial soaped water. 	<ul style="list-style-type: none"> • Physical activities are also essential to develop independence, creativity, decision making and problem-solving skills (Maths).

Due to the COVID precautions, all the resources the children will need for their activities will be put in their individual trays on Friday night before home time respectively by their key worker ready for the following week.

November 2020/2021 Planning Part 1

For construction-based activities, there will be one tray per table. This will be cleaned at the end of each session ready for the next day use,

